


LYMPHEDEMA STAGE III: WHAT MUST/CAN WE DO?

Tanja Planinsek Rucigaj
Dermatovenereological Clinic
University Medical Centre Ljubljana
Slovenia


- A 61-year-old patient had damaged a left leg in an accident with a motor.
- When treatment was complete the left shin was not sufficiently vascularized.
- Due to an injury, swelling of the left leg began to occur.
- The compression therapy was not possible, since the ankle brachial index was below 0.5
- The swelling was increased and erysipelas were appearing
- On the fourth treatment with penicillin, the patient developed an allergic reaction to this antibiotic. And than allergy to cephalosporine occur too
- The pain in the left legs increased




- 
- Since revascularization was not possible
 - With insufficient compression therapy of left swollen leg, the question of eventual amputation of left leg above the knee was appeared





- 
- The transplantation of lymph nodes from the left axilla to the left popliteal fossa was performed.
 - The edema of the left lower leg was softened, and more reduced when patient start to walk, which was restricted due the pain before the surgical therapy.




- 
- During the walking patient tolerates preventive stockings.
 - At the site of the removal of the lymph nodes on the left thorax a contracture appeared.
 - A limited mobility of the left arm is after physical therapy almost 100%.
 - The erysipelas did not appear anymore.





WHAT WE HAVE TO DO?





STAGE
I



STAGE
I





STAGE
II





STAGE
III





- I **feel confusing** and was **overwhelmed** by all the things I was told not to do
- Still was **not used to the way of the body** after surgery and than oedema flare up
- All of us who have had cancer live with lymphoedema to that picture makes f
- Feel afraid to how will I look
- I am afraid if I can have the children o
- Treating lymphoedema takes time and
- The travel with air-plane was frightening
- I am uncomfortable to asking question
- It was hard to believe that therapy ma
- It does no seem fair that lymphoedem
- At the begining I ignoring the oedema
- Why me to have lymphoedema
- My legs look so ugly
- Can I find the shoes and cloths
- I hate to wear the garment
- I am so angry and frustrated, sadness o
- I wish to go out in public without lookin
- I am so sade because I can not find cl
so much larger



- I feel confusing and was overwhelmed by all the things I was told not to do
- Still was not used to the way of the body after surgery and than oedema flare up
- All of us who have had cancer **live with the worry** that it may return, adding the lymphoedema to that picture makes for a **nightmare scenario**
- **Feel afraid** to how will I look
- I am afraid if I can have
- Treating lymphoedema
- The travel with air-plane
- I am uncomfortable to c
- It was hard to believe th
- It does no seem fair tha
- At the begining I ignorin
- Why me to have lympho
- My legs look so ugly
- Can I find the shoes ar
- I hate to wear the garm
- I am so angry and frustra
- I wish to go out in public
- I am so sade because I
- so much larger



- I feel confusing and was overwhelmed by all the things I was told not to do
- Still was not used to the way of the body after surgery and than oedema flare up
- All of us who have had cancer live with the worry that it may return, adding the lymphoedema to that picture makes for a nightmare scenario
- Feel afraid to how will I look
- I am **afraid if I can have the children or not**
- Treating lymphoedema to
- The travel with air-plane v
- I am uncomfortable to as
- It was hard to believe tha
- It does no seem fair that
- At the begining I ignoring
- Why me to have lymphoe
- My legs look so ugly
- Can I find the shoes and
- I hate to wear the garme
- I am so angry and frustrat
- I wish to go out in public v
- I am so sade because I c
- so much larger





I feel confusing and was overwhelmed by all not to do

Still was not used to the way of the body after oedema flare up

All of us who have had cancer live with the w return, adding the lymphoedema to that pic nightmare scenario

Feel afraid to how will I look

I am afraid if I can have the children or not

Treating lymphoedema takes time and it is **discouraging**



with air
comfortable
d to beli
o seem f
gining I i
o have l
ok so ug
the sho
wear the
ngry and
dema
o out in



- I feel confusing and w not to do
- Still was not used to the oedema flare up
- All of us who have had return, adding the lymph nightmare scenario
- Feel afraid to how will
- I am afraid if I can have
- Treating lymphoedema
- The travel with air-plan
- I am uncomfortable to
- It was hard to believe
- It does no seem fair that lymphoedema will be forever
- At the begining I ignoring the oedema and trying not to think about it
- Why me to have lymphoedema
- **My legs look so ugly**
- Can I find the shoes and cloths
- I hate to wear the garment
- I am so angry and frustrated, sadness and shame because of lymphoedema





ings I was told not to do
ry and than oedema flare
at it may return, adding the
e scenario

- I am uncomfortable to c
- It was hard to believe th
- It does no seem fair tha
- At the begining I ignorin
- Why me to have lympho
- My legs look so ugly
- **Can I find the shooes and cloths**
- I hate to wear the garment
- I am so angry and frustrated, sadness and sha
- I wish to go out in public without looking differ
- I am so sade because I can not find clothing t
- so much larger





overwhelmed by all the things I was
way of the body after surgery and the
cancer live with the worry that it may
picture makes for a nightmare scene
book
the children or not
takes time and it is discouraging
was frightening because of swelling
asking questions
at therapy make any differences
t lymphoedema will be forever
g the oedema and trying not to think
oedema



- My legs look so ugly
- Can I find the shoes and cloths
- **I hate to wear the garment**
- I am so angry and frustrated, sadness and shame because
- I wish to go out in public without looking different
- I am so sad because I can not find clothing that will fit, be
so much larger



g and was overwhelmed by all t
sed to the way of the body after

have had cancer live with the wa
a to that picture makes for a nigh
how will I look

can have the children or not
hoedema takes time and it is dis
n air-plane was frightening beca
ortable to asking questions

believe that therapy make any
em fair that lymphoedema will b
ng I ignoring the oedema and try

- why me to have lymphoedema

- My legs look so ugly

- Can I find the shoes and cloths

- I hate to wear the garment

- I am so **angry and frustrated, sadness and shame** because of lymphoedema

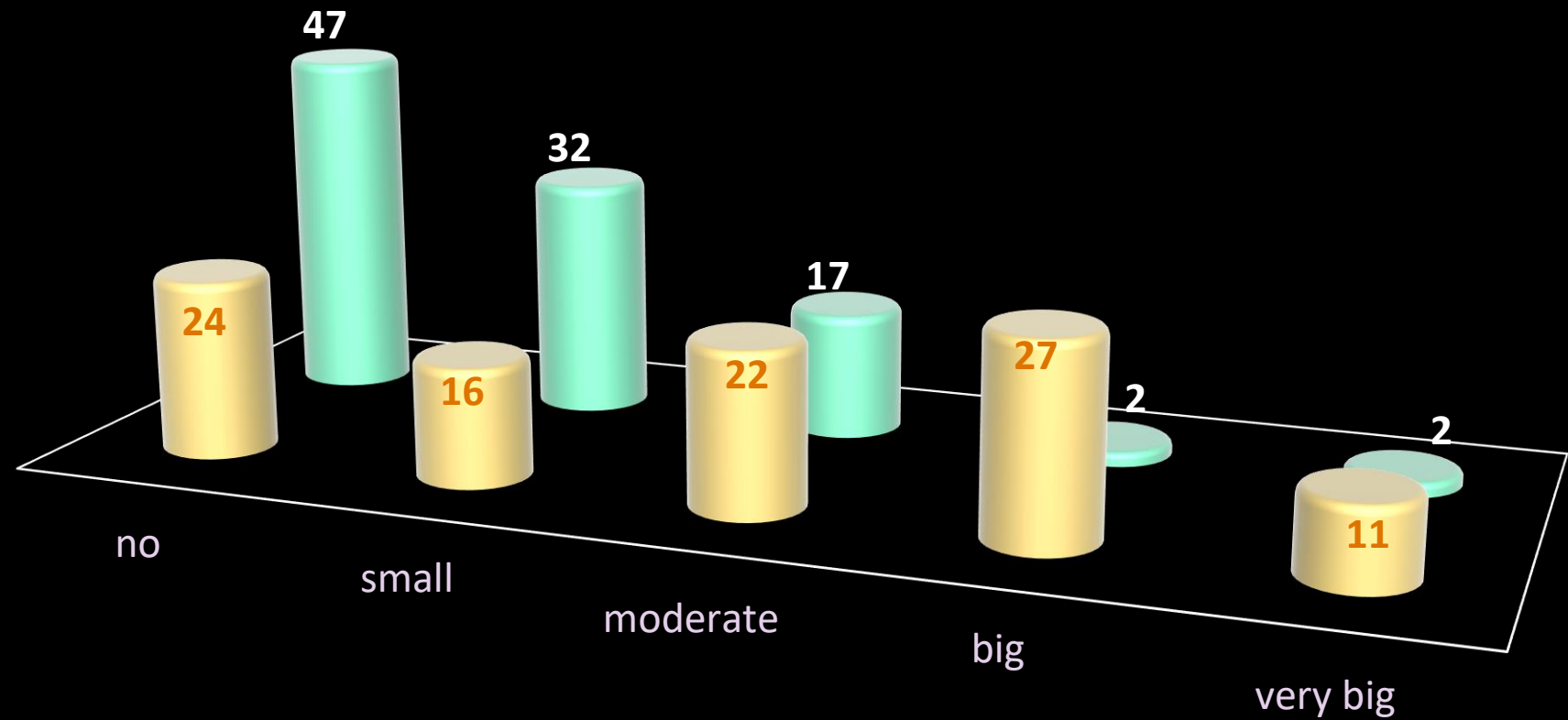
- I wish to go out in public without **looking different**

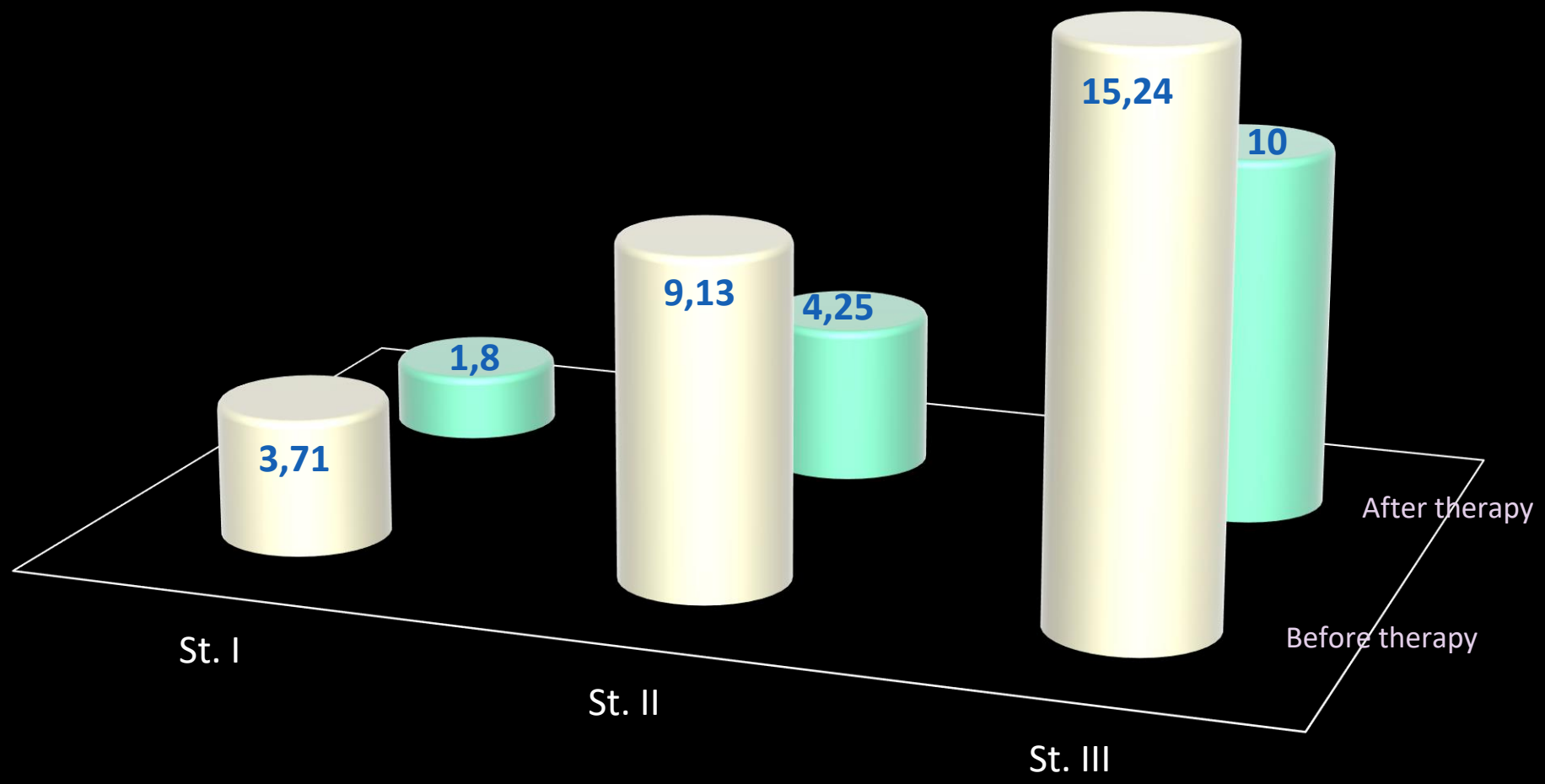
- I am **so sade** because I can not find clothing that will fit, because one limb is so much larger



INFLUENCE THE OEDEMA ON QUALITY OF LIFE AT THE PATIENTS WITH LYMPHOEDEMA

■ before therapy ■ after therapy







NOT



!!!

!!!



ONLY



THAT

Hyperkeratoses



Hyperkeratoses



Chronic inflammation



Chronic inflammation



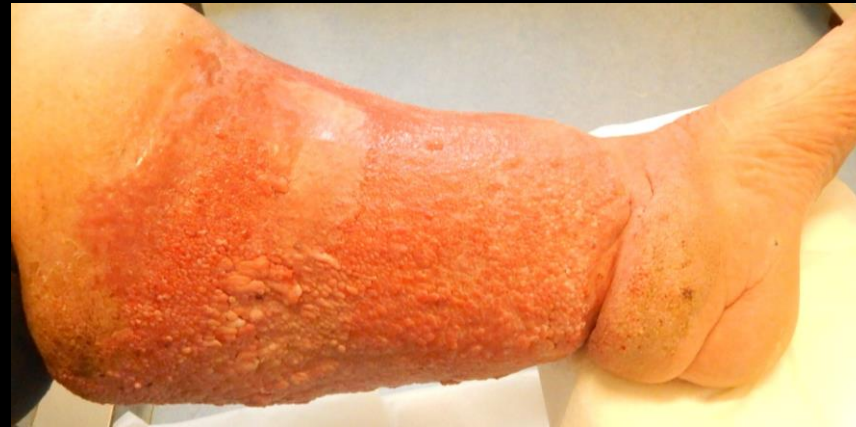
Papillomatosis



Papillomatosis -
cobblestone
appearance



Papillomatosis - warty
appearance



Papillomatosis - warty
appearance



Hyperpigmentations



Lymphangiectasias



Lymphangiectasias



Lymphorea



Lymphorea



Increase skin folds



“Skin jump” or up-slanting toenails



Increase skin folds



“Skin jump” or up-slanting toenails



Distorsion of limb shape



Distorsion of limb shape



Ulcerations



Ulcerations



Cellulitis



Erysipelas



Interdigital mycosis is often entrance for the bacteria that cause cellulitis/erysipelas



Lymphangitis



Lymphangitis



Fungal infection



Fungal infection



TUMORS

Basal cell carcinoma on the lymphoedematous left arm



Squamous cell carcinoma on the oedematous genital penis



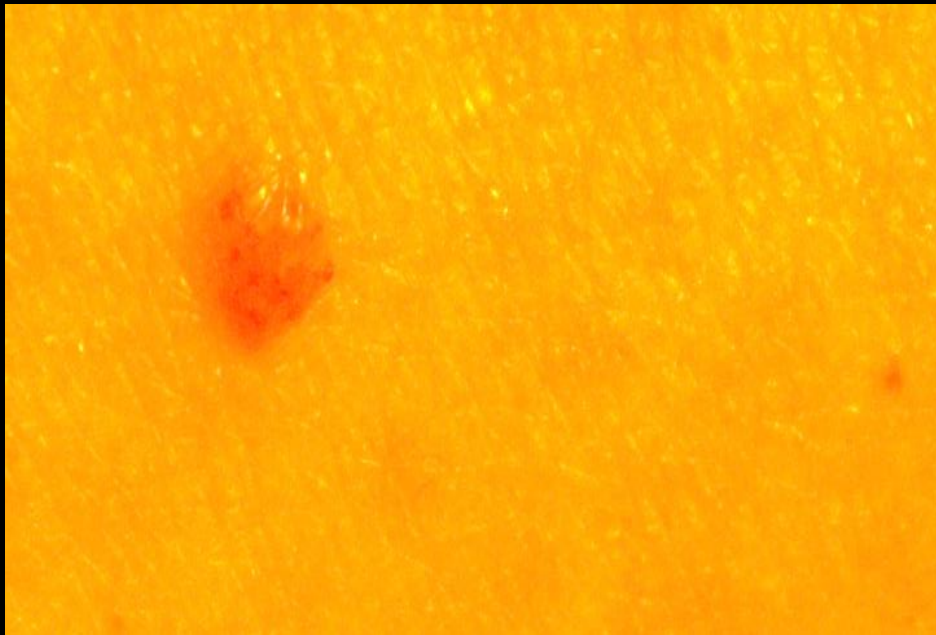
Squamous cell carcinoma in wound
on lymphoedema right leg




Lymphoedema of the right leg and
metastases of melanoma



LYMPHANGIOSARCOMA (STEWART-TREVES SYNDROME)









WHAT

WE CAN

DO?



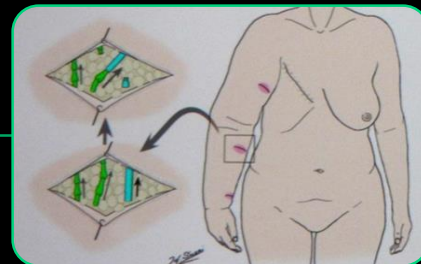


SURGICAL THERAPIES FOR LYMPHOEDEMA

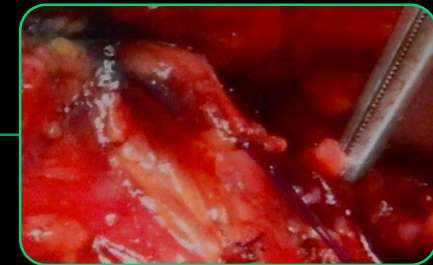
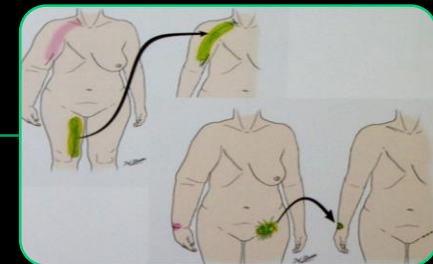
Excisional methods



Anastomoses



Flaps/transplantation

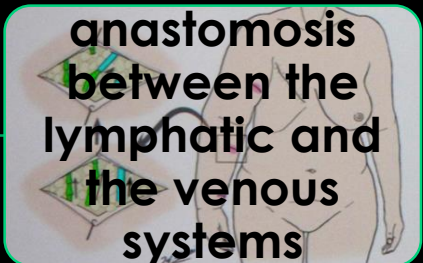


SURGICAL THERAPIES FOR LYMPHOEDEMA

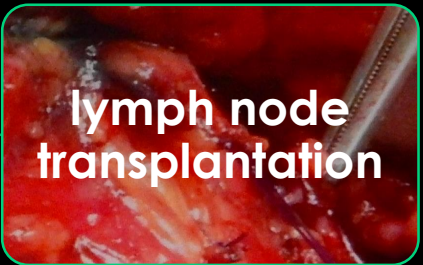
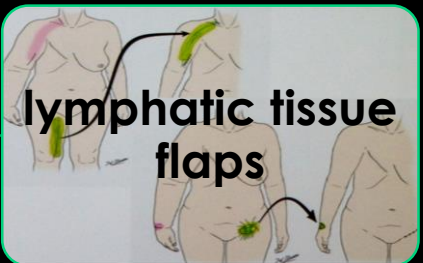
Excisional methods



Anastomoses



Flaps/ transplantation





Risk patient
St. 0

Early
diagnostics and
prevention



St. I - II

Compression
therapy
+ manual
lymphatic
drainage



St. III

Conservative
therapy –
compression
therapy
Surgical therapy

6/30/2018



Risk patient
St. 0

Early
diagnostics and
prevention



St. I - II

Compression
therapy
+ manual
lymphatic
drainage




St. III


Conservative
therapy –
compression
therapy
Surgical therapy

6/30/2018

50



**Excisional
methods**


























Flaps/
transplantation

Anastomoses





I Don't Need

Google

My Wife

Knows Everything







BEFORE!!!

Decongestive therapy



- **compression bandaging**
- skin care
- lymph drainage
- exercises and movement
- ultrasound
- shock waves therapy
- medical lymph taping-kinesiotaping
- infrared sauna
- patient education
- self motivation
- diet
- respiration therapy
- laser therapy
- drug therapy

SURGICAL THERAPY




- excisional methods
- anastomoses methods
- flaps
- transplantation

Maintanance phase



- **compression garments**
- exercises and movement
- skin care
- patient education
- swimming
- prevention on injuries
- weight control



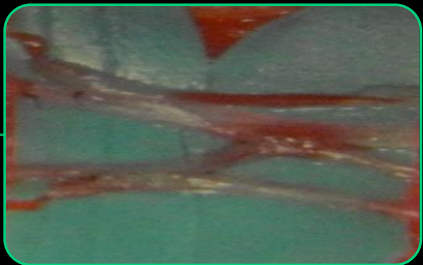
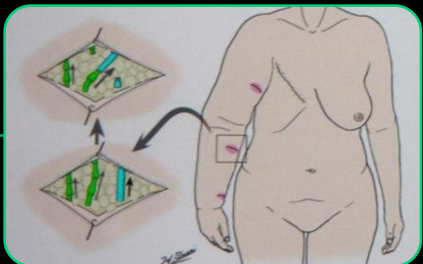


SURGICAL THERAPIES FOR LYMPHOEDEMA

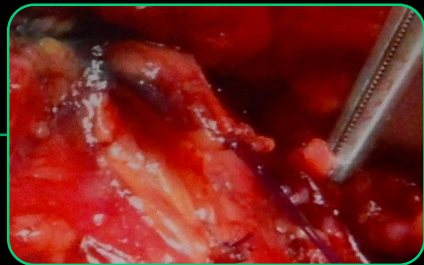
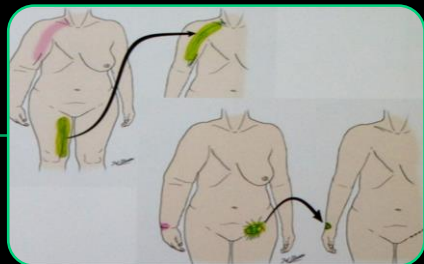
Excisional methods





Anastomoses



Flaps/transplantation







oedema



therapy



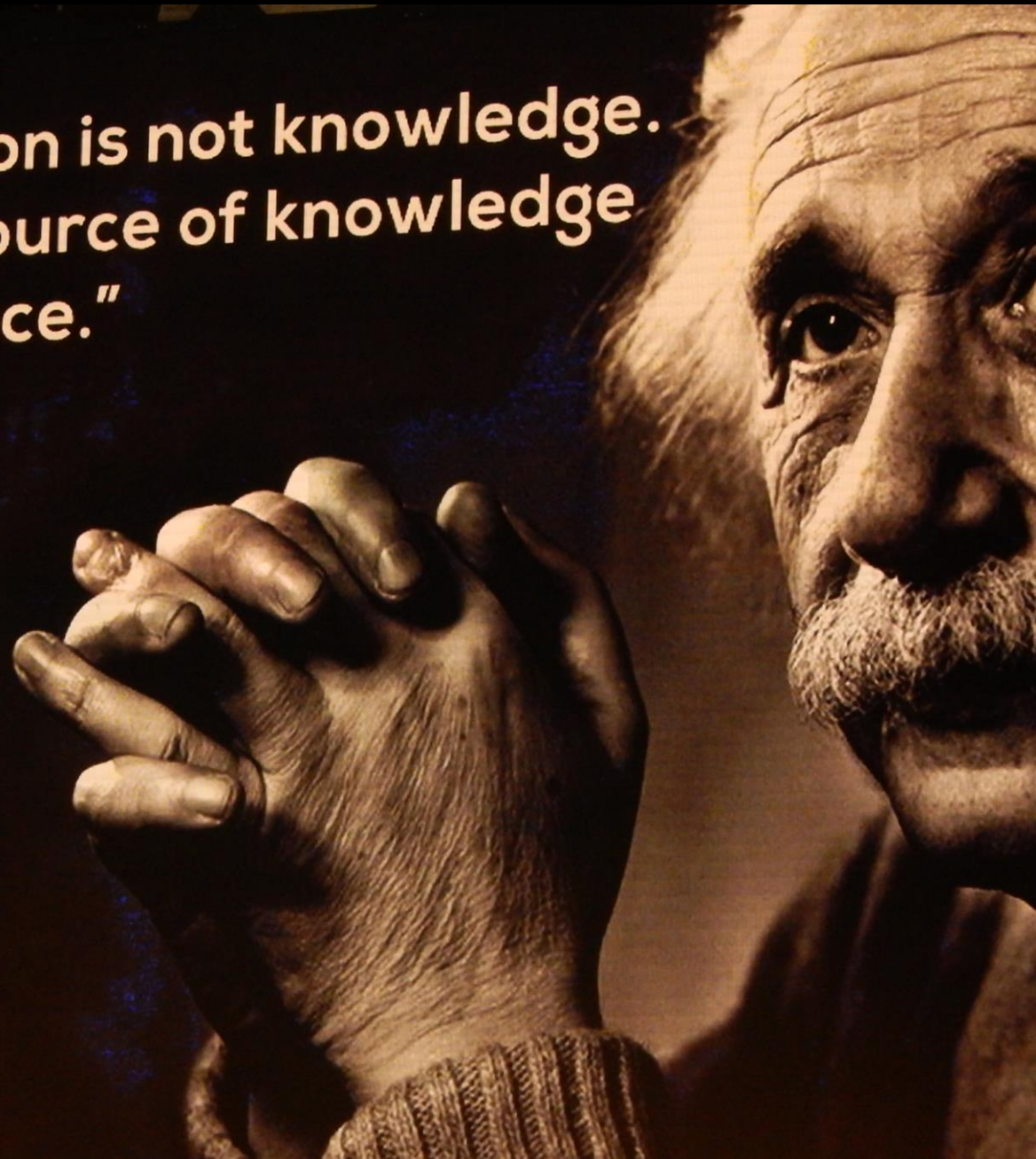
maintenance phase



**otherwise
after 20 minutes**



**"Information is not knowledge.
The only source of knowledge
is experience."**





t.rucigaj@gmail.com