

SCIENTIFIC PROGRAM | FRIDAY 19 JUNE 2026

08.30-09.00 Registration

09.00-09.15 Welcome and Introduction

Opening Remarks

09.15-09.45 Keynote Lectures in Valve Therapies

Transcatheter Treatment of Structural Heart Disease - Year in Review

Special Lecture: The Structural Odyssey continues:
The development of new technologies and methods

09.45-10.30 SESSION I: HOT TOPICS IN TAVR: Younger Patients

Live in-a-box case 1

TAVR in younger patients-Lifetime considerations into spotlight,
Onassis Hospital

TAVR in younger patients

Should we slow down? We do have complications

10.30-11.10 Special Session: Making new therapies more accessible to patients. Medical and Economic Considerations


Introduction

Patients

Industry

Physicians

Government



SCIENTIFIC PROGRAM | FRIDAY 19 JUNE 2026

11.10-11.15

Break

11.15-11.45

GENETICS IN HEART VALVE DISEASES: AMYLOIDOSIS AND BEYOND

Amyloidosis in heart valve patients: How to identify and how to treat

Case Presentation and Discussion

Genetics In Heart Valve Diseases: What an interventionalist needs to know

11.45-12.15

SESSION II: HOT TOPICS IN TAVR

Case 2 Live:

Minimalistic TAVR, Onassis Hospital

12.15-13.00

SESSION III: HOT TOPICS IN TAVR - Challenging Anatomies

Case 3 Live:

TAVR in bicuspid aortic valve, Athens Naval Hospital

TAVR in bicuspid Anatomy

Live in-a-box case 4:


TAVR in a patient with Horizontal Aorta, Alexandroupoli University General Hospital

13.00-14.00

Satellite Symposium

14.00-14.15

Break



SCIENTIFIC PROGRAM | FRIDAY 19 JUNE 2026

14.15-16.00

SESSION IV: HOT TOPICS IN TAVR

Alternative access TAVR

Live in-a-box case 5:

TAVR - Alternative access, University of Miami

Case 6 Live:

TAVR - Alternative access, Onassis Hospital

SPECIAL LECTURE:

Leaflet modification techniques: State of the art

Live in-a-box case 7:

TAVR in failed bioprosthesis (ViV), Galway

TAVR optimization with AI

16.00-17.00

Special Session: Things cardiologists need to know and cardiac surgeons to remember

How to deal (surgically) with failed TAVR

What if the mitral valve pathology is too extensive for minimally approach

Percutaneous procedures are not for all. Innovations in minimally invasive procedures provide durable and efficient treatment in the majority of patients!

Aortic valve repair. Indications and techniques.

17.00-17.30


Satellite Lecture / Live-in-a-box sessions

17.30-18.00

Keynote Lecture from the President of the ACC

Structural Heart Disease in Greece: Current Status and Future Directions

Optimal Current and Future Pharmacological Interventions in Valvular Heart Disease



SCIENTIFIC PROGRAM | FRIDAY 19 JUNE 2026

18.00-18.15

Break

18.15-20.15

Friday's patient vignettes -The TAVR patient: Various hospitals

Case Presentation 1 Onassis Hospital

Case Presentation 2 Minneapolis Heart Institute

Case Presentation 3 Hygeia Hospital

Case Presentation 4 St. Luke's Hospital

Case Presentation 5 University General Hospital of Heraklion

Case Presentation 6 Onassis Hospital

Case Presentation 7 Athens Naval Hospital

Case Presentation 8 Mediterraneo Hospital


Case Presentation 10 Evangelismos Hospital

Case presentation 11 Henry Dunant Hospital Center

Case Presentation 12 Henry Dunant Hospital Center

Case Presentation 13 Hygeia Hospital

Concluding Remarks of the day



SCIENTIFIC PROGRAM | SATURDAY 20 JUNE 2026

08.45-09.00

Welcome & Introduction

09.00-10.45

SESSION V: HOT TOPICS IN TRICUSPID VALVE INTERVENTIONS

TR primer. Tricuspid valve how to quantify and when to treat

Imaging for tricuspid interventions, guiding primer

TR TEER is here to stay: Tips and tricks for successful treatments

TTTVR, patient selection and future directions

Keynote lecture 1

Do we need to change the current guidelines for the echocardiographic assessment of secondary tricuspid regurgitation?

Keynote lecture 2

TAVI and severe CAD

Live in-a-box case 8:

TEER in Tricuspid, European Interbalkan Medical Center

10.45-11.00

Break

11.00-12.30

SESSION VI: HOT TOPICS IN MITRAL VALVE INTERVENTIONS II

Patient selection for mitral valve interventions

Tips and tricks for mitral transcatheter edge-to-edge repair: Anatomy and imaging


Live in-a-box case 9:

TEER in Mitral and Tricuspid combined, Onassis Hospital

MR TEER tips and tricks for yellow and red zone patients

Live in-a-box case 10:

TMVR in Mitral Ring, Onassis Hospital



SCIENTIFIC PROGRAM | SATURDAY 20 JUNE 2026

12.30-13.00

Satellite Lecture

13.00-13.30

Satellite Lecture

13.30-14.00

Break

14.00-15.15

SESSION VII: HOT TOPICS IN MITRAL VALVE INTERVENTIONS III

Keynote lecture: How to better select optimal treatments for Mitral Valve Disease patients

TMVR interventions primer. Tips and tricks

Anatomy and imaging in TMVR procedures

Live in-a-box case 11:

TMVR, Hygeia Hospital

15.15-15.45

Satellite Lecture

15.45-16.00

Break

16.00-17.45

SESSION VIII: HOT TOPICS BEYOND VALVES

LAAO and Paravalvular leaks

Why do we need LAAO? Patient selection for LAAO

LAAO step by step

Live in-a-box case 12:


LAAO, Onassis Hospital

CT Imaging and anatomy in Structural Procedures. The role of Radiologist

Paravalvular leaks: Patient selection and tips and tricks for optimal treatment

Live in-a-box case 13:

Paravalvular leak closure



SCIENTIFIC PROGRAM | SATURDAY 20 JUNE 2026

17.45-18.00

Break

18.00-20.10

**Saturday's patient vignettes - The mitral and tricuspid patient,
LAO and paravalvular leaks**

Case Presentation 1 European Interbalkan Medical Center

Case Presentation 2 Sotiria Thoracic Diseases Hospital of Athens

Case Presentation 3 Onassis Hospital

Case Presentation 4 University General Hospital of Ioannina

Case Presentation 5 St. Luke's Hospital

Case Presentation 6 European Interbalkan Medical Center

Case Presentation 7 Hygeia Hospital

Case Presentation 8 Attikon University General Hospital

Case Presentation 9 Minneapolis Heart Institute

Case Presentation 10 Euroclinic

Case Presentation 11 Onassis Hospital

20.10-20.30

Closing remarks